



UNIVERSIDAD AUTÓNOMA
DE AGUASCALIENTES

P R O M E P

34° INFORME FINANCIERO PARCIAL Y ACUMULADO

ABRIL 2013

UNIVERSIDAD AUTÓNOMA DE AGUASCALIENTES
PROGRAMA DE MEJORA AL PROFESORADO
Informe Financiero Parcial No. 34
18 de Abril de 2013.
Con corte al: 31/12/2012

Rubros	Beca de fomento a la permanencia	Reconocimiento a la Trayectoria Académica	Fomento a la generación y aplicación del conocimiento	Servicios	Materiales	Bienes muebles	Acervo bibliográfico	Manutención	Cuota compensatoria	Inscripción	Colegiatura	Seguro médico	Instalación	Transporte y viáticos	Material didáctico	Graduación o titulación	TOTAL
Anexos																	
Of. No. 103.5/07/2562																	
Of. No. 103.5/07/2829																	
Of. No. 103.5/08/1265																	
Of. No. 103.5/08/3121																	
Of. No. 103.5/08/3122				7,325.99													7,325.99
Of. No. 103.5/08/3396																	
Of. No. 103.5/09/1252			1,200.00	71,158.57	4,878.00												77,236.57
Of. No. 103.5/09/3669																	
Of. No. 103.5/09/3923			4,852.00	41,947.39	10,455.71												57,255.10
Of. No. 103.5/09/4045																	
Of. No. 103.5/09/4412									10,467.00								10,467.00
Of. No. 103.5/09/5072				51,244.91													51,244.91
Of. No. 103.5/10/4550																	
Of. No. 103.5/10/4992					3,902.60												3,902.60
Of. No. 103.5/10/5001				18,933.42	2,617.00												21,550.42
Of. No. 103.5/10/5873								46,672.82							3,677.03		50,349.85
Of. No. 103.5/10/5874								61,333.50			48,304.44	10,464.00					120,101.94
Of. No. 103.5/10/5875								182,589.18	63,640.08		8,800.03	10,715.76					265,745.05
Of. No. 103.5/10/7732					977.20												977.20
Of. No. 103.5/10/7733				5,126.73	990.78												6,117.51
Of. No. 103.5/11/899			12,736.50				50,000.50										62,737.00
Of. No. 103.5/11/1019																	
Of. No. 103.5/11/1020				1,392.00	5,100.70												6,492.70


[Handwritten signature]

[Handwritten signature]

Of. No. 103.5/11/3444																	
Of. No. 103.5/11/3817																	
Of. No. 103.5/11/3837	18,000.00		3,644.00		1,845.71												23,489.71
Of. No. 103.5/11/3838																	
Of. No. 103.5/11/5526							37,312.26							676.50			37,988.76
Of. No. 103.5/11/5527							124,010.00						17,545.00				141,555.00
Of. No. 103.5/11/5543								15,399.00					44,805.07				60,204.07
Of. No. 103.5/11/6719				1,150.62		3,775.83											4,926.45
Of. No. 103.5/11/6813			20,000.00	21,373.11													41,373.11
Of. No. 103.5/11/5640																	
Of. No. 103.5/12/2075			21,600.00	9,505.10	1,018.80												32,123.90
Of. No. 103.5/12/3780	350,000.00		22,749.96	19,099.00		2,077.00											393,925.96
Of. No. 103.5/12/3781	154,000.00		18,958.30	822.00													173,780.30
Of. No. 103.5/12/4273						416.00											416.00
Of. No. 103.5/12/4455										10,920.60				1,960.00			12,880.60
Of. No. 103.5/12/4456							169,133.38			108,891.12	10,528.00		1,998.17	1,707.67			292,258.34
Of. No. 103.5/12/4457							155,529.38		11,702.68	5,075.70			16,345.00				188,652.76
Of. No. 103.5/12/4558			9,479.15	11,343.00													20,822.15
TOTAL POR RUBRO	522,000.00	0.00	115,219.91	260,421.84	31,786.50	6,268.83	50,000.50	776,580.52	89,506.08	11,702.68	181,991.89	31,707.76	0.00	80,693.24	8,021.20	0.00	2,165,900.95


DR. FERNANDO JARAMILLO JAUREZ

RESPONSABLE INSTITUCIONAL DEL PROMEP


M. EN ADMON. MARIO ANDRADE CERVANTES

RECTOR

UNIVERSIDAD AUTÓNOMA DE AGUASCALIENTES
PROGRAMA DE MEJORA AL PROFESORADO
Informe Financiero Acumulado No. 34
18 de Abril de 2013.
Con corte al: 31/12/2012

Anexos	Rubros	Beca de fomento a la permanencia	Reconocimiento a la calidad en el trabajo	Apoyo mensual complementario	Reconocimiento a la trayectoria académica	Fomento a la generación y aplicación del conocimiento	Servicios	Materiales	Bienes muebles	Acervo bibliográfico	Manutención	Cuota compensatoria	Inscripción	Colegiatura	Seguro médico	Instalación	Transporte y viáticos	Material didáctico	Graduación o titulación	TOTAL
	97-01						20,553.41	15,654.53	228,674.99	5,112.56										269,995.49
	97-02						5,286.07	22,965.96	327,973.91	2,430.66										358,656.60
	97-03						18,076.38	839,446.02	1,121,618.96											1,979,141.36
	97-04						1,175.13	1,424,273.32	314,313.39											1,739,761.84
	97-06						93.00	182.16	302,309.55	57,407.00										359,991.71
	98-01-01										6,840.00						6,973.88			13,813.88
	98-03						118.20	314.18	264,670.25	371,486.83										636,589.46
	98-02-01										1,750,750.67		29,845.12	372,624.00		16,000.00	248,027.69	117,533.62	16,500.00	2,551,281.10
	98-01-01										900,882.46				9,997.35	18,955.84	26,377.60	-28,909.21		985,122.46
	98-05-01										495,448.00		9,725.00			7,231.69	109,695.48	20,000.00		642,100.17
	98-06-01										162,624.00						75,260.41	29,208.68		267,093.09
	99-03-01										180,000.00						100,953.00	317.69		281,270.69
	99-04-01										376,829.00	16,123.50	11,056.50	31,522.50		8,000.00	34,110.74	20,850.40		498,492.64
	99-06-01										670,016.77		12,006.00	584,438.53	24,060.00	18,041.05	30,747.16	19,161.25		1,358,470.76
	99-07-01										340,365.00		20,979.00	34,312.50		8,192.21	64,245.89	19,762.26		487,856.86
	2000-01-01										1,022,833.61	165,024.00		435,514.25	49,696.20	19,780.00	24,566.39	9,445.10		1,726,849.55
	2000-02						4,955.95	45,027.70	1,861,225.71	62,277.29										1,973,486.65
	2000-03-01												1,117.40				101,350.01	8,333.59		110,801.00
	2000-04						825.12		59,163.88											59,989.00
	2000-05-01										389,136.00		4,209.29	2,368.82			121,634.00	29,452.76		546,800.87
	2000-06-01										203,280.00		1,163.06	1,712.40			97,153.41	9,848.85		313,157.72
	2000-07-01											207,600.00		149,500.00			12,232.24	34,302.47	3,160.00	406,794.71
	2000-08-01										16,254.00	13,542.00					42,500.93	19,992.37		92,289.30
	2001-01-01											13,542.00					8,000.00	10,000.00	1,306.00	32,848.00
	2001-02-01										26,160.00			32,305.00			9,739.02	2,613.54		70,817.56
	2001-03							893.18	454,131.82	27,031.03										482,056.03
	2001-04-01										633,993.50	145,074.13		581,030.37	60,813.11		20,025.06	9,786.81	10,003.70	1,460,726.68
	2001-05						619,226.76													619,226.76
	2001-06-01										107,198.83	5,461.20		92,524.50			13,041.81	8,403.91		226,630.25
	2001-07-01											48,000.00					4,607.09			52,607.09
	2001-08								9,468.90											9,468.90
	2002-01							4,143.43	172,224.57	406.00										176,774.00
	PTC-01-01	303,000.00		45,000.00			23,367.64	246,529.05	123,396.72											741,293.41
	PTC-01-02	192,000.00							52,932.46	5,764.47										250,696.93
	PTC-02-01	144,000.00		60,000.00	13,909.50		40,731.77	54,586.10	40,622.43	6,855.65										360,705.45
	PTC-02-02	96,800.00						2,369.43	26,351.32											125,520.75
	PTC-03-01	288,000.00		60,000.00				4,967.15	77,701.88	1,958.00										432,627.03
	PTC-03-02	96,000.00						606.11	29,324.79											125,930.90
	EXB-01-01					77,777.48	34,914.37	4,558.15	61,960.85	364.86										179,575.71
	Of. No. 103.5/02/1406								29,382.50											29,382.50
	Of. No. 103.5/02/1428	1,675,102.67		60,000.00	180,370.21	151,165.66	183,777.29	424,825.85	12,622.50											2,687,864.18
	Of. No. 103.5/02/1465							782.00	154,281.41											155,063.41
	Of. No. 103.5/02/1497									49,050.00	20,952.00			18,967.50						88,969.50
	Of. No. 103.5/02/1498									785,029.20	257,825.79			724,821.16	17,199.69		21,683.01	11,993.63		1,818,552.48
	Of. No. 103.5/02/2037									610,344.00	248,155.92	23,385.00	26,360.00				21,610.00	19,364.83	5,380.00	954,609.75
	Of. No. 103.5/02/2038									1,708,096.10	404,221.34	18,481.74	196,500.62	52,992.20			54,287.99	24,080.76	1,199.39	2,459,860.14
	Of. No. 103.5/02/2108							69,920.22	10,000.00											79,920.22

Handwritten signature

Handwritten signature

UNIVERSIDAD AUTÓNOMA DE AGUASCALIENTES
PROGRAMA DE MEJORA AL PROFESORADO
Informe Financiero Acumulado No. 34
18 de Abril de 2013.
Con corte al: 31/12/2012

Rubros	Beca de fomento a la permanencia	Reconocimiento a la calidad en el trabajo	Apoyo mensual complementario	Reconocimiento a la trayectoria académica	Fomento a la generación y aplicación del conocimiento	Servicios	Materiales	Bienes muebles	Acervo bibliográfico	Manutención	Cuota compensatoria	Inscripción	Colegiatura	Seguro médico	Instalación	Transporte y viáticos	Material didáctico	Graduación o titulación	TOTAL		
Of. No. 103.5/02/2282	222,000.00				40,512.93	17,985.16	4,404.27	137,032.62	3,909.00											425,843.98	
Of. No. 103.5/02/2283	444,000.00				28,224.00	20,135.70	7,729.00	66,237.20													566,325.90
Of. No. 103.5/03/249						545,291.10	118,627.51	22,948.22	180.00												687,046.83
Of. No. 103.5/03/1040										196,750.00	56,532.40		141,380.01	7,875.79		63,962.01	10,753.56				477,253.77
Of. No. 103.5/03/1041										531,164.00	346,456.00	50,000.00	174,996.00			14,961.00	20,000.00	40,000.00			1,177,577.00
Of. No. 103.5/03/1099	322,000.00				32,000.00	73,676.28	35,568.61	136,529.68	60,198.00												659,972.57
Of. No. 103.5/03/1376							1,698.80	124,397.77													126,096.57
Of. No. 103.5/03/1476	96,000.00						332.81	28,606.38													125,939.19
Of. No. 103.5/03/0501						1,805,094.60															1,805,094.60
Of. No. 103.5/03/2516	245,000.00	45,000.00			32,787.00	213,901.53	53,786.67	220,772.84	19,338.45												830,586.49
Of. No. 103.5/03/2517	660,000.00				65,574.00	118,541.22	146,483.51	553,518.81	12,054.37												1,556,171.91
Of. No. 103.5/03/2660						7,425.00	5,697.94	226,644.52	3,083.54												242,851.00
Of. No. 103.5/04/1893											232,050.00		1,440,072.00			107,885.29	51,234.61	27,668.00			1,858,909.90
Of. No. 103.5/04/1097										901,175.00	189,211.84	1,551.09	22,141.17	45,418.24		32,912.00	14,960.00				1,207,369.34
Of. No. 103.5/04/1314	539,836.00				22,205.00	77,965.25	78,049.85	373,744.51	23,311.45												1,115,112.06
Of. No. 103.5/04/1315	260,000.00	30,000.00			34,040.50	57,000.78	30,887.95	106,937.58	5,335.49												524,202.30
Of. No. 103.5/04/1496							10,765.57	157,336.37													168,101.94
Of. No. 103.5/04/1662	96,000.00						299.00	29,214.00													125,513.00
Of. No. 103.5/04/1741										261,600.00	105,600.00	6,545.00	88,400.00			7,708.00	19,314.81				489,167.81
Of. No. 103.5/04/2522							4,730.00	94,762.11													99,492.11
Of. No. 103.5/04/2598	192,000.00						3,511.50	56,480.50													251,992.00
Of. No. 103.5/04/2600											197,033.00	24,000.00	60,000.00			135,136.68	22,009.95	54,622.00			492,801.63
Of. No. 103.5/04/2846						151,880.50	122,976.64	10,760.90													285,618.04
Of. No. 103.5/04/2888	96,000.00						2,104.50	27,091.53													125,196.03
Of. No. 103.5/05/359	144,000.00			132,000.00	34,603.00	119,865.84	31,408.83	75,985.81	21,105.96												558,969.44
Of. No. 103.5/05/664	132,000.00							17,260.06													149,260.06
Of. No. 103.5/05/1014							12,853.61														12,853.61
Of. No. 103.5/05/1471											102,000.00					4,991.00	10,036.84	2,300.00			119,327.84
Of. No. 103.5/05/1472										754,153.50	139,797.44	11,244.89	10,958.81	34,503.92		28,679.22	13,368.22	4,022.05			996,728.05
Of. No. 103.5/05/1674								26,434.00	1,089.90												27,523.90
Of. No. 103.5/05/1693	1,222,000.00				66,851.60	294,746.09	106,960.75	622,492.59	927.99												2,313,979.02
Of. No. 103.5/05/1824							12,168.43	243,648.58	4,357.28												260,174.29
Of. No. 103.5/06/429						94,093.78	24,015.92	63,811.51													181,921.21
Of. No. 103.5/06/1146						80,056.16															80,056.16
Of. No. 103.5/06/1693									3,699.81												3,699.81
Of. No. 103.5/06/1893										776,791.80	257,209.58	43,761.25	37,875.00	37,354.30		30,798.78	13,362.47	5,887.89			1,203,041.07

[Handwritten signature]

[Handwritten signature]

UNIVERSIDAD AUTÓNOMA DE AGUASCALIENTES
PROGRAMA DE MEJORA AL PROFESORADO
Informe Financiero Acumulado No. 34
18 de Abril de 2013.

Con corte al: 31/12/2012

Rubros	Beca de fomento a la permanencia	Reconocimiento a la calidad en el trabajo	Apoyo mensual complementario	Reconocimiento a la trayectoria académica	Fomento a la generación y aplicación del conocimiento	Servicios	Materiales	Bienes muebles	Acervo bibliográfico	Manutención	Cuota compensatoria	Inscripción	Colegiatura	Seguro médico	Instalación	Transporte y viáticos	Material didáctico	Graduación o titulación	TOTAL
Of. No. 103.5/06/1972											231,000.00					29,909.34	65,674.25		326,583.59
Of. No. 103.5/06/2644											871,620.00	76,000.00	251,956.00			300,308.23	39,230.84	300.00	1,539,415.07
Of. No. 103.5/06/2729						88,365.14	10,717.40	3,933.56											103,016.10
Of. No. 103.5/07/1654						4,485.00	10,913.66	280,855.82											296,264.48
Of. No. 103.5/07/1869											301,178.40					14,994.78	29,959.42		346,132.60
Of. No. 103.5/07/1905							2,213.36	268,065.83											270,279.19
Of. No. 103.5/07/2087										856,412.41	254,621.00	126,678.90		33,427.55		34,476.66	11,488.29		1,317,104.81
Of. No. 103.5/07/2090										621,067.49	166,931.01	217,839.55	298,099.90	30,607.60		37,542.60	10,016.00	60,370.50	1,442,474.65
Of. No. 103.5/07/2408	991,000.00			201,346.10	55,975.97	202,648.89	228,303.78	741,006.27	531.00										2,420,812.01
Of. No. 103.5/07/2562	688,000.00			52,000.00	129,807.00	322,562.43	222,213.19	753,749.63	1,486.31										2,169,818.56
Of. No. 103.5/07/2829	158,000.00				37,633.00	67,614.92	114,232.22	248,131.17	110.00										625,721.31
Of. No. 103.5/07/3027	2,436,000.00					20,615.25	580,362.64	88,237.48											3,125,215.37
Of. No. 103.5/08/1266	260,000.00				165,740.50	129,053.41	179,412.82	451,674.64	6,126.95										1,192,008.32
Of. No. 103.5/08/3107						850.00		261,043.70											261,893.70
Of. No. 103.5/08/3121	1,038,000.00				49,588.25	81,902.23	115,816.86	395,531.25											1,680,838.59
Of. No. 103.5/08/3122	108,000.00				40,185.19	43,238.40	20,693.77	52,868.74	6,666.75										271,652.85
Of. No. 103.5/08/3396											262,413.00	9,853.50	7,554.20			48,040.02	28,471.82	15,456.00	371,788.54
Of. No. 103.5/09/1251					7,458.31		27,766.23												35,224.54
Of. No. 103.5/09/1252	40,000.00		4,500.00		261,808.94	976,468.51	330,334.33	225,053.54	22,205.44										1,860,370.76
Of. No. 103.5/09/3669							61,747.01	116,060.41											177,807.42
Of. No. 103.5/09/3923	160,000.00				36,471.00	95,038.47	19,699.20	9,602.86											320,811.53
Of. No. 103.5/09/4045	742,405.58				96,883.90	308,439.49	113,335.93	516,989.86	2,000.00										1,780,054.76
Of. No. 103.5/09/4412											264,549.36	18,670.00	363,954.30	14,736.00		261,305.65	17,365.91		940,581.22
Of. No. 103.5/09/5072						133,121.21						38,928.31				61,024.31			233,073.83
Of. No. 103.5/10/4650								139,390.35	10,000.00										149,390.35
Of. No. 103.5/10/4992	709,000.00	80,000.00	15,729.75		77,918.99	81,719.86	58,559.77	685,993.43	10,000.00										1,718,921.80
Of. No. 103.5/10/5001	233,000.00	35,000.00	8,738.75		33,207.25	85,968.94	202,617.00	147,254.36											745,786.30
Of. No. 103.5/10/5873									360.00	538,406.03	436,528.01	73,980.00	420,805.27			14,985.92	23,061.73		1,508,126.96
Of. No. 103.5/10/5874										569,228.81	63,562.82		327,221.84	30,000.00		9,716.00	8,140.87		1,007,870.34
Of. No. 103.5/10/5875						26,123.74				707,952.36	283,441.25	6,120.54	28,514.90	17,106.06		123,145.16	16,784.88		1,209,188.89
Of. No. 103.5/10/7732	96,000.00		5,243.25		40,975.00	53,715.45	23,416.45	39,509.60	1,149.00										260,008.75
Of. No. 103.5/10/7733	152,738.75	12,000.00			33,207.25	108,583.76	36,655.25	78,047.67	3,183.20										424,415.88
Of. No. 103.5/11/899	72,000.00				21,834.00			27,532.96	50,000.50										171,367.46
Of. No. 103.5/11/1019						91,722.79	7,996.13												99,718.92
Of. No. 103.5/11/1020						25,180.38	5,100.70												30,281.08
Of. No. 103.5/11/3444						46,000.00													46,000.00


[Handwritten signature]


[Handwritten signature]

UNIVERSIDAD AUTÓNOMA DE AGUASCALIENTES
PROGRAMA DE MEJORA AL PROFESORADO
Informe Financiero Acumulado No. 34
18 de Abril de 2013.

Con corte al: 31/12/2012

Anexos	Rubros	Beca de fomento a la permanencia	Reconocimiento a la calidad en el trabajo	Apoyo mensual complementario	Reconocimiento a la trayectoria académica	Fomento a la generación y aplicación del conocimiento	Servicios	Materiales	Bienes muebles	Acervo bibliográfico	Manutención	Cuota compensatoria	Inscripción	Colegiatura	Seguro médico	Instalación	Transporte y viáticos	Material didáctico	Graduación o titulación	TOTAL
	Of. No. 103.5/11/3817								72,874.91											72,874.91
	Of. No. 103.5/11/3837	269,813.92			30,000.00	12,754.00	21,460.00	7,566.33	301,753.00											643,347.25
	Of. No. 103.5/11/3838				50,000.00	31,834.00		2,781.40	108,746.61	4,404.96										197,766.97
	Of. No. 103.5/11/5526							37,312.26			206,390.82	67,226.96	81,886.50				4,108.67	676.50		397,601.71
	Of. No. 103.5/11/5527										124,010.00						17,545.00			141,555.00
	Of. No. 103.5/11/5543						38,716.05			1,648.89		94,788.00	6,930.92	5,982.32			108,038.12	5,989.52		262,093.82
	Of. No. 103.5/11/5640					36,462.24														36,462.24
	Of. No. 103.5/11/6719	72,000.00				21,834.00	9,452.62	1,090.01	5,548.83											109,925.46
	Of. No. 103.5/11/6813					26,980.00	57,136.11													84,116.11
	Of. No. 103.5/12/2075					21,600.00	18,205.10	1,018.80												40,823.90
	Of. No. 103.5/12/3780	350,000.00				22,749.96	19,099.00		2,077.00											393,925.96
	Of. No. 103.5/12/3781	154,000.00				18,958.30	822.00													173,780.30
	Of. No. 103.5/12/4273								416.00											416.00
	Of. No. 103.5/12/4455						909.00			7,960.00	84,926.90			22,141.60				1,960.00		117,897.50
	Of. No. 103.5/12/4456										169,133.38			108,891.12	10,528.00		1,998.17	1,707.67		292,258.34
	Of. No. 103.5/12/4457										155,529.38		11,702.68	5,075.70			16,345.00			188,652.76
	Of. No. 103.5/12/4458					9,479.15	11,343.00													20,822.15
	TOTAL POR RUBRO	16,195,696.92	202,000.00	259,211.75	465,346.10	1,920,201.42	7,781,563.21	4,650,887.00	16,762,043.86	1,164,454.48	17,863,663.02	6,495,431.95	937,661.24	7,100,522.29	476,316.01	96,200.79	2,759,330.42	888,929.89	248,185.53	86,267,645.89


DR. FERNANDO JARAMILLO JUÁREZ
RESPONSABLE INSTITUCIONAL DEL PROMEP


M. EN ADMON. MARIO ANDRADE CERVANTES
RECTOR

